




References



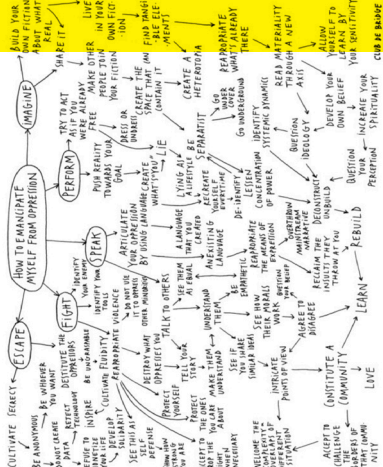
street farmers, 1970



Floatzine #6, 2018



How to emancipate myself from oppression, 2021



more floating publications here:



Social Detox, 2007

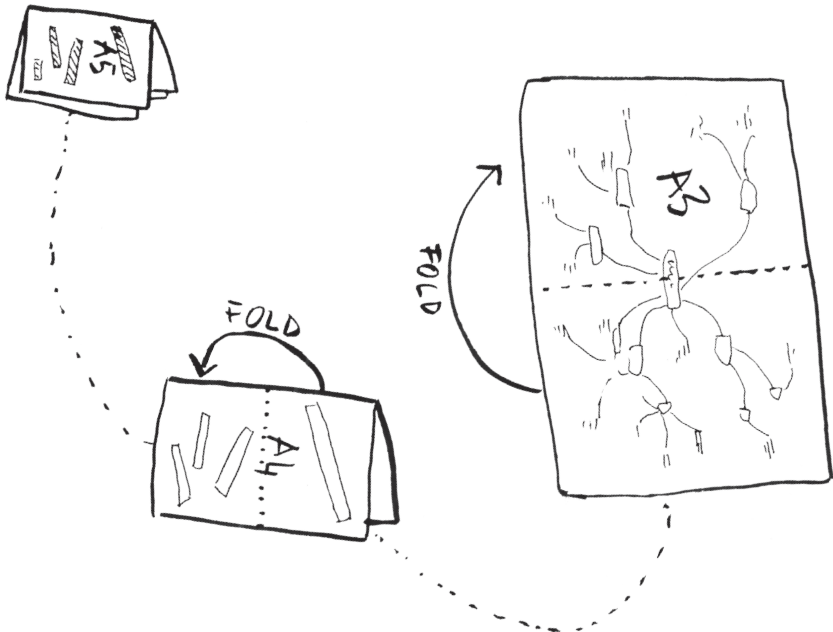


This manual for self-publishing was made by Floating e.V. as a contribution to the CADSE Winter School, part of 'Korail- City of Culture', a sustainable urban development initiative supported by the Creative Economy Programme of the Federal Foreign Office (Germany), in collaboration with Goethe-Institut Bangladesh and its local counterpart, Paraa and German partner, Floating e.V. - Dhaka, February 2024.

FLOATING BERLIN

photos, illustrations, interviews, texts, or things you found along your research. You can do this analogue (making copies of the materials, cut-outs and assembling) or digitally (scanning and using the computer). Define paper, print type (risograph/normal), folding, stapling or binding.

Distribute!



Zines are self-published, small-circulation, low-budget printed matter. Content – text or image– can be original or appropriated. Zines can take the shape of a small magazine, newspaper or a foldable poster. They can be useful for communicating research, ideas, stories or projects. Zines can also be used as brainstorming tools, to exchange ideas, to share findings, to communicate an event or a gathering. Zines are also excellent tools to cultivate a community group – and a lot of fun to make.

How to do it?

Define a topic, an issue, a concern, a motivation or an occasion to dedicate your zine to. What do you want to talk about? Who are you addressing? Define your audience, voice, language style. Think about design: colours, typography, size, images/text balance. What kind of materials have you already collected? You can include anything:

HOW TO MAKE A ZINE A MANUAL FOR SELF-PUBLISHING